



CIN: L65190MH2004GO1148838

आईडीबीआई बैंक लिमिटेड  
पंजीकृत कार्यालय : आईडीबीआई टॉवर,  
इन्डियन कॉम्प्लेक्स, कफ परेड,  
मुंबई - 400 005.  
टेलिफोन : (+91 22) 6655 3355  
(+91 22) 6655 3405, 3410, 3404  
फैक्स : (+91 22) 2218 0411  
वेबसाइट : www.idbibank.in

IDBI Bank Limited  
Regd. Office : IDBI Tower,  
WTC Complex, Cuffe Parade,  
Mumbai - 400 005.  
TEL.: (+91 22) 6655 3355  
(+91 22) 6655 3405, 3410, 3404  
FAX : (+91 22) 2218 0411  
Website : www.idbibank.in

19 अक्टूबर 2023

The Manager (Listing) BSE Ltd., 25th Floor, Phiroze Jeejeebhoy Towers, Dalal Street, Fort, Mumbai – 400 001	The Manager (Listing) National Stock Exchange of India Ltd., Exchange Plaza, 5th Floor, Plot No. C/1, G Block, Bandra Kurla Complex, Bandra(E), Mumbai – 400 051
---	---

Dear Sir/Madam,

**Shareholding Pattern of IDBI Bank Ltd. –  
Quarter ended September 30, 2023**

In terms of Regulation 31(1)(b) of SEBI (Listing Obligations and Disclosure Requirements) Regulations, 2015, we forward herewith the shareholding pattern of IDBI Bank Limited as on September 30, 2023.

Kindly acknowledge receipt and take the above on record.

भवदीया,  
कृते आईडीबीआई बैंक लिमिटेड

  
19/10/23

[ज्योति नायर]  
कंपनी सचिव

संलग्न: उपर्युक्त

Format of Holding of Specified securities

1. Name of Listed Entity: IDBI BANK LIMITED
2. Scrip Code/Name of Scrip/Class of Security: 500116, IDBI, EQUITY SHARES
3. Share Holding Pattern Filed under: Reg-34(1)(a)/Reg.31(1)(b)/Reg-34(1)(e)-
  - a. if under 31(1)(b) then indicate the report for quarter ending 30/09/2023
  - b. if under 31(1)(c) then indicate date of allotment/extinguishment

4. Declaration : The Listed entity is required to submit the following declaration to the extent of submission of information:

	Particulars	YES*	NO*
a	Whether the Listed Entity has issued any partly paid up shares		NO*
b	Whether the Listed Entity has issued any Convertible Securities or Warrants?		NO*
c	Whether the Listed Entity has any shares against which depository receipts are issued?		NO*
d	Whether the Listed Entity has any shares in locked-in?		NO*
e	Whether any shares held by promoters are pledge or otherwise encumbered?		NO*

\*if the Listed Entity selectes the option 'NO' for the questions above, the columns for the partly paid up shares, Outstanding Convertible Securities/Warrants, depository receipts, locked-in shares, No of shares pledged or otherwise encumbered by promoters, as applicable, shall not be displayed at the time of dissemination on the Stock Exchange website. Also wherever there is 'No' declared by Listed entity in above table the values will be considered as 'Zero' by default on submission of the format of holding of specified securities.

5 The tabular format for disclosure of holding of specified securities is as follows:




Table I - Summary Statement holding of specified securities

Category	Category of Shareholder	No of Shareholders	No of fully paid up equity shares held	No of Partly paid-up equity shares held	No of Shares Underlying Depository Receipts	Total No of Shares Held (VII) = (IV)+(V)+(VI)	Shareholding as a % of total no of shares (As a % of (A+B+C2))	Number of Voting Rights held in each class of securities			No of Shares Underlying Outstanding convertible securities (Including Warrants)	Shareholding as a % assuming full conversion of convertible Securities (as a percentage of diluted share capital)	Number of Locked in Shares		Number of Shares pledged or otherwise encumbered		Number of equity shares held in dematerialized form	
								No of Voting Rights		Total as a % of (A+B+C)			No.	As a % of total Shares held	No.	As a % of total Shares held		
								Class X	Class Y									Total
(I)	(II)	(III)	(IV)	(V)	(VI)	(VII)	(VIII)	(IX)			(X)	(XI)	(XII)		(XIII)	(XIV)		
(A)	Promoter & Promoter Group	2	10183974842	0	0	10183974842	94.71	10183974842	0	10183974842	94.71	0	94.71	0	0.00	0	0.00	10183974842
(B)	Public	608488	568427333	0	0	568427333	5.29	568427333	0	568427333	5.29	0	5.29	0	0.00	NA	NA	562235987
(C)	Non Promoter-Non Public																	
(C1)	Shares underlying DRs	0	0	0	0	0	NA	0	0	0	0.00	0	NA	0	0.00	NA	NA	0
(C2)	Shares held by Employes Trusts	0	0	0	0	0	0.00	0	0	0	0.00	0	0.00	0	0.00	NA	NA	0
	<b>Total:</b>	<b>608490</b>	<b>10752402175</b>	<b>0</b>	<b>0</b>	<b>10752402175</b>	<b>100.00</b>	<b>10752402175</b>	<b>0</b>	<b>10752402175</b>	<b>100.00</b>	<b>0</b>	<b>100.00</b>	<b>0</b>	<b>0.00</b>	<b>0</b>	<b>0.00</b>	<b>10746210829</b>



Table II - Statement showing shareholding pattern of the Promoter and Promoter Group

Category	Category & Name of the Shareholder	PAN	No of Shareholders	No of fully paid up equity shares held	No of Partly paid-up equity shares held	No of Shares Underlying Depository Receipts	Total No of Shares Held (IV+V+VI)	Shareholding as a % of total no of shares (calculated as per SCRR, 1957 (VIII) As a % of (A+B+C)	Number of Voting Rights held in each class of securities			No of Shares Underlying Outstanding convertible securities (Including Warrants)	Shareholding as a % assuming full conversion of convertible Securities (as a percentage of diluted share capital) (VII)*(X) As a % of (A+B+C2)	Number of Locked in Shares		Number of Shares pledged or otherwise encumbered		Number of equity shares held in dematerialized form	
									No of Voting Rights					Total as a % of (A+B+C)	No.	As a % of total Shares held	No.		As a % of total Shares held
									Class X	Class Y	Total								
(I)	(II)	(III)	(IV)	(V)	(VI)	(VII)	(VIII)	(IX)			(X)	(XI)	(XII)		(XIII)	(XIV)			
(1)	Indian																		
(a)	Individuals/Hindu undivided Family		0	0	0	0	0	0.00	0	0	0	0.00	0	0.00	0	0.00	0	0.00	0
(b)	Central Government/State Government(s)		1	4889871903	0	0	4889871903	45.48	4889871903	0	4889871903	45.48	0	45.48	0	0.00	0	0.00	4889871903
	PRESIDENT OF INDIA	1204720012202	1	4889871903	0	0	4889871903	45.48	4889871903	0	4889871903	45.48	0	45.48	0	0.00	0	0.00	4889871903
(c)	Financial Institutions/Banks		1	5294102939	0	0	5294102939	49.24	5294102939	0	5294102939	49.24	0	49.24	0	0.00	0	0.00	5294102939
	Life Insurance Corporation of India	AAACL0582H	1	5294102939	0	0	5294102939	49.24	5294102939	0	5294102939	49.24	0	49.24	0	0.00	0	0.00	5294102939
(d)	Any Other		0	0	0	0	0	0.00	0	0	0	0.00	0	0.00	0	0.00	0	0.00	0
	Sub-Total (A)(1)		2	10183974842	0	0	10183974842	94.71	10183974842	0	10183974842	94.71	0	94.71	0	0.00	0	0.00	10183974842
(2)	Foreign																		
(a)	Individuals (Non-Resident Individuals/Foreign Individuals)		0	0	0	0	0	0.00	0	0	0	0.00	0	0.00	0	0.00	0	0.00	0
(b)	Government		0	0	0	0	0	0.00	0	0	0	0.00	0	0.00	0	0.00	0	0.00	0
(c)	Institutions		0	0	0	0	0	0.00	0	0	0	0.00	0	0.00	0	0.00	0	0.00	0
(d)	Foreign Portfolio Investor		0	0	0	0	0	0.00	0	0	0	0.00	0	0.00	0	0.00	0	0.00	0
(e)	Any Other		0	0	0	0	0	0.00	0	0	0	0.00	0	0.00	0	0.00	0	0.00	0
	Sub-Total (A)(2)		0	0	0	0	0	0.00	0	0	0	0.00	0	0.00	0	0.00	0	0.00	0
	Total Shareholding of Promoter and Promoter Group (A)=(A)(1)+(A)(2)		2	10183974842	0	0	10183974842	94.71	10183974842	0	10183974842	94.71	0	94.71	0	0.00	0	0.00	10183974842







Table IV - Statement showing shareholding pattern of the Non Promoter - Non Public Shareholder

Category	Category & Name of the Shareholder	PAN	No of Shareholders	No of fully paid up equity shares held	No of Partly paid-up equity shares held	No of Shares Underlying Depository Receipts	Total No of Shares Held (IV+V+VI)	Shareholding as a % of total no of shares (A+B+C2)	Number of Voting Rights held in each class of securities			No of Shares Underlying Outstanding convertible securities (Including Warrants)	Shareholding as a % assuming full conversion of convertible Securities (as a percentage of diluted share capital)	Number of Locked in Shares		Number of Shares pledged or otherwise encumbered		Number of equity shares held in dematerialized form	
									No of Voting Rights		Total as a % of (A+B+C)			No.	As a % of total Shares held	No.	As a % of total Shares held		
									Class X	Class Y									Total
	(I)	(II)	(III)	(IV)	(V)	(VI)	(VII)	(VIII)	(IX)			(X)	(XI)	(XII)		(XIII)	(XIV)		
(1)	Custodian/DR Holder Employee Benefit Trust (under SEBI(Share based Employee Benefit) Regulations 2014)		0	0	0	0	0	0.00	0	0	0	0.00	0	0.00	0	0.00	NA	NA	0
(2)			0	0	0	0	0	0.00	0	0	0	0.00	0	0.00	0	0.00	NA	NA	0
	<b>Total Non-Promoter-Non Public Shareholding (C) = (C)(1)+(C)(2)</b>		0	0	0	0	0	0.00	0	0	0	0.00	0	0.00	0	0.00			0



<b>Details of the shareholders acting as persons in Concert including their Shareholding:</b>			
Name of Shareholder	Name of PAC	No of shares	Holding%
Life Insurance Corporation of India	LIC & Associates	5294102939	49.24
<b>Total:</b>		<b>5294102939</b>	<b>49.24</b>



**Details of Shares which remain unclaimed may be given hear along with details such as number of shareholders, outstanding shares held in demat/unclaimed suspense account**

<b>No of Shareholders</b>	<b>No of shares</b>
4	800





**Table V - Statement showing details of Significant Beneficial Owners (SBOs)**

Sno	Details of the significant beneficial owner			Details of the registered owner			Particulars of the shares in which significant beneficial interest is held by the beneficial owner	Date of creation/acquisition of significant beneficial interest
	I			II				
Sr No	Name	PAN	Nationality	Name	PAN	Nationality	Number of Shares	Shareholding as a % of total no of shares (Calculated as per SCRR 1957) As a % of (A+B+C2)
1	NA	NA	NA	NA	NA	NA	NA	NA



<b>Table VI - Statement showing foreign ownership limits</b>			
	Board approved limits	Limits utilized	Date
As on shareholding date	49	0.48	30.09.2023
As on the end of previous 1st quarter	49	0.38	30.06.2023
As on the end of previous 2nd quarter	49	0.29	31.03.2023
As on the end of previous 3rd quarter	49	0.15	31.12.2022
As on the end of previous 4th quarter	49	0.13	30.09.2022

