



CIN: L65190MH2004GOI148838

आईडीबीआई बैंक लिमिटेड
पंजीकृत कार्यालय : आईडीबीआई टॉवर,
इन्फ्यूटीसी कॉम्प्लेक्स, कफ परेड,
मुंबई - 400 005.
टेलिफोन : (+91 22) 6655 3355, 2218 9111
फैक्स : (+91 22) 2218 0411
वेबसाइट : www.idbi.com

IDBI Bank Limited
Regd. Office : IDBI Tower,
WTC Complex, Cuffe Parade,
Mumbai - 400 005.
TEL.: (+91 22) 6655 3355, 2218 9111
FAX : (+91 22) 2218 0411
Website : www.idbi.com

अप्रैल ६ 201८

The Manager (Listing) BSE Ltd., 25th Floor, Phiroze Jeejeebhoy Towers, Dalal Street, Fort, Mumbai - 400 001	The Manager (Listing) National Stock Exchange of India Ltd., Exchange Plaza, 5th Floor, Plot No.C/1, G Block, Bandra Kurla Complex, Bandra(E), Mumbai - 400 051
---	--


Dear Sir,

Shareholding Pattern of IDBI Bank Ltd. -
Quarter ended March 31, 2018

In terms of Regulation 31(1)(b) of SEBI (Listing Obligations and Disclosure Requirements) Regulations, 2015, we forward herewith shareholding pattern of IDBI Bank limited as on March 31, 2018.

Kindly acknowledge receipt and take the above on record.

भवदीय
कृते आईडीबीआई बैंक लिमिटेड


[पवन अग्रवाल]
कंपनी सचिव

संलग्न: उपर्युक्त

Format of Holding of Specified securities

1. Name of Listed Entity: IDBI BANK LIMITED
2. Scrip Code/Name of Scrip/Class of Security: IDBI, IDBI, EQUITY SHARES
3. Share Holding Pattern Filed under: Reg. 31(1)(a)/Reg.31(1)(b)/Reg.31(1)(c)
 - a. if under 31(1)(b) then indicate the report for quarter ending 31/03/2018
 - b. if under 31(1)(c) then indicate date of allotment/extinguishment
4. Declaration : The Listed entity is required to submit the following declaration to the extent of submission of information:

	Particulars	YES*	NO*
a	Whether the Listed Entity has issued any partly paid up shares		NO
b	Whether the Listed Entity has issued any Convertible Securities or Warrants?		NO
c	Whether the Listed Entity has any shares against which depository receipts are issued?		NO
d	Whether the Listed Entity has any shares in locked-in?	YES	
e	Whether any shares held by promoters are pledge or otherwise encumbered?		NO

*if the Listed Entity selects the option 'NO' for the questions above, the columns for the partly paid up shares, Outstanding Convertible Securities/Warrants, depository receipts, locked-in shares, No of shares pledged or otherwise encumbered by promoters, as applicable, shall not be displayed at the time of dissemination on the Stock Exchange website. Also wherever there is 'No' declared by Listed entity in above table the values will be considered as 'Zero' by default on submission of the format of holding of specified securities.

5. The tabular format for disclosure of holding of specified securities is as follows:




Table I - Summary Statement holding of specified securities

Category	Category of Shareholder	No of Shareholders	No of fully paid up equity shares held	No of Partly paid-up equity shares held	No of Shares Underlying Depository Receipts	Total No of Shares Held (VII) = (IV)+(V)+(VI)	Shareholding as a % of total no of shares (As a % of (A+B+C2))	Number of Voting Rights held in each class of securities			No of Shares Underlying Outstanding convertible securities	Shareholding as a % assuming full conversion of convertible Securities (as a % of total)	Number of Locked In Shares		
								No of Voting Rights		Total as a % of (A+B+C)			No.	As a % of total	
								Class X	Class Y						Total
(I)	(II)	(III)	(IV)	(V)	(VI)	(VII)	(VIII)	(IX)			(X)	(XI)	(XII)		
	Promoter & Promoter Group	2	2496838686	0	0	2496838686	80.96	2496838686	0	2496838686	80.96	0	80.96	2496838686	100.00
	Public	360884	587024010	0	0	587024010	19.04	587024010	0	587024010	19.04	0	19.04	51322131	8.74
	Non Promoter-Non Public														
	Shares underlying DRs	0	0	0	0	0	NA	0	0	0	0.00	0	NA	0	0.00
	Shares held by Employees Trusts	0	0	0	0	0	0.00	0	0	0	0.00	0	0.00	0	0.00
	Total:	360886	3083862696	0	0	3083862696	100.00	3083862696	0	3083862696	100.00	0	100.00	2548160817	82.63




Table II - Statement showing shareholding pattern of the Promoter and Promoter Group

Category	Category & Name of the Shareholder	PAN	No of Shareholders	No of fully paid up equity shares held	No of Partly paid-up equity shares held	No of Shares Underlying Depository Receipts	Total No of Shares Held (IV+V+VI)	Shareholding as a % of total no of shares (calculated as per SCRR, 1957 (VIII) As a % of (A+B+C2)	Number of Voting Rights held in each class of securities			No of Shares Underlying Outstanding convertible securities (Including Warrants)	Shareholding as a % assuming full conversion of convertible Securities (as a	Number of Locked in Shares		Number of Shares pledged or otherwise encumbered		Number of equity shares held in dematerialized form	
									No of Voting Rights					Total as a % of (A+B+C)	No.	As a % of total Shares held	No.		As a % of total Shares
									Class X	Class Y	Total								
	(I)	(II)	(III)	(IV)	(V)	(VI)	(VII)	(VIII)	(IX)	(X)	(XI)	(XII)	(XIII)	(XIV)					
(1)	Indian																		
(a)	Individuals/Hindu undivided Family		0	0	0	0	0	0.00	0	0	0	0.00	0	0.00	0	0.00	0	0.00	
(b)	Central Government/State Government(s)		2	2496838686	0	0	2496838686	80.96	2496838686	0	2496838686	80.96	2496838686	100.00	0	0.00	0	0.00	
	PRESIDENT OF INDIA		1	2055467184	0	0	2055467184	66.65	2055467184	0	2055467184	66.65	2055467184	100.00	0	0.00	0	0.00	
	PRESIDENT OF INDIA		1	441371502	0	0	441371502	14.31	441371502	0	441371502	14.31	441371502	100.00	0	0.00	0	0.00	
(c)	Financial Institutions/Banks		0	0	0	0	0	0.00	0	0	0	0.00	0	0.00	0	0.00	0	0.00	
(d)	Any Other		0	0	0	0	0	0.00	0	0	0	0.00	0	0.00	0	0.00	0	0.00	
	Sub-Total (A)(1)		2	2496838686	0	0	2496838686	80.96	2496838686	0	2496838686	80.96	2496838686	100.00	0	0.00	0	0.00	
(2)	Foreign																		
(a)	Individuals (Non-Resident Individuals/Foreign Individuals)		0	0	0	0	0	0.00	0	0	0	0.00	0	0.00	0	0.00	0	0.00	
(b)	Government		0	0	0	0	0	0.00	0	0	0	0.00	0	0.00	0	0.00	0	0.00	
(c)	Institutions		0	0	0	0	0	0.00	0	0	0	0.00	0	0.00	0	0.00	0	0.00	
(d)	Foreign Portfolio Investor		0	0	0	0	0	0.00	0	0	0	0.00	0	0.00	0	0.00	0	0.00	
(e)	Any Other		0	0	0	0	0	0.00	0	0	0	0.00	0	0.00	0	0.00	0	0.00	
	Sub-Total (A)(2)		0	0	0	0	0	0.00	0	0	0	0.00	0	0.00	0	0.00	0	0.00	
	Total Shareholding of Promoter and Promoter Group (A)=(A)(1)+(A)(2)		2	2496838686	0	0	2496838686	80.96	2496838686	0	2496838686	80.96	2496838686	100.00	0	0.00	0	0.00	




Table III - Statement showing shareholding pattern of the Public shareholder

Category	Category & Name of the Shareholder	PAN	No of Shareholders	No of fully paid up equity shares held	No of Partly paid-up equity shares held	No of Shares Underlying Depository Receipts	Total No of Shares Held (IV+V+VI)	Shareholding as a % of total no of shares (A+B+C2)	Number of Voting Rights held in each class of securities			No of Shares Underlying Outstanding convertible	Shareholding as a % assuming full conversion of convertible Securities (as a percentage of	Number of Locked In Shares		Number of Shares pledged or otherwise encumbered		Number of equity shares held in dematerialized form
									No of Voting Rights		Total as a % of			No.	As a % of total Shares held	No.	As a % of total Shares	
									Class X	Class Y								
									(I)	(II)	(III)			(IV)	(V)	(VI)	(VII)	
(1)	Institutions																	
(a)	Mutual Funds		14	11981236	0	0	11981236	0.39	11981236	0	11981236	0.39	0	0.00	NA	NA	11981236	
(b)	Venture Capital Funds		0	0	0	0	0	0.00	0	0	0	0.00	0	0.00	NA	NA	0	
(c)	Alternate Investment Funds		0	0	0	0	0	0.00	0	0	0	0.00	0	0.00	NA	NA	0	
(d)	Foreign Venture Capital Investors		0	0	0	0	0	0.00	0	0	0	0.00	0	0.00	NA	NA	0	
(e)	Foreign Portfolio Investors		73	52785934	0	0	52785934	1.71	52785934	0	52785934	1.71	0	0.00	NA	NA	52784074	
(f)	Financial Institutions/Banks		45	15385899	0	0	15385899	0.50	15385899	0	15385899	0.50	0	0.00	NA	NA	15379559	
(g)	Insurance Companies		27	347301541	0	0	347301541	11.26	347301541	0	347301541	11.26	0	0.00	NA	NA	347301541	
	LIFE INSURANCE CORPORATION OF INDIA	AAACLO582H	22	333722672	0	0	333722672	10.82	333722672	0	333722672	10.82	51322131	15.38	NA	NA	333722672	
(h)	Provident Funds/Pension Funds		0	0	0	0	0	0.00	0	0	0	0.00	0	0.00	NA	NA	0	
(i)	Any Other																	
	Sub Total (B)(1)		159	427454610	0	0	427454610	13.86	427454610	0	427454610	13.86	51322131	12.01	NA	NA	427446410	
(2)	Central Government/State Government(s)/President of India		0	0	0	0	0	0.00	0	0	0	0.00	0	0.00	NA	NA	0	
	Sub Total (B)(2)		0	0	0	0	0	0.00	0	0	0	0.00	0	0.00	NA	NA	0	
(3)	Non-Institutions																	
(a)	i. Individual shareholders holding nominal share capital up to Rs. 2 lakhs		347414	92128870	0	0	92128870	2.99	92128870	0	92128870	2.99	0	0.00	NA	NA	80222561	
	ii. Individual shareholders holding nominal share capital in excess of Rs. 2		202	24993101	0	0	24993101	0.81	24993101	0	24993101	0.81	0	0.00	NA	NA	24913621	
(b)	NBFCs Registered with RBI		12	27391	0	0	27391	0.00	27391	0	27391	0.00	0	0.00	NA	NA	27391	
(c)	Employee Trusts		0	0	0	0	0	0.00	0	0	0	0.00	0	0.00	NA	NA	0	
(d)	Overseas Depositories (Holding DRs)(Balancing figure)		0	0	0	0	0	0.00	0	0	0	0.00	0	0.00	NA	NA	0	
(e)	Any Other																	
	CLEARING MEMBERS		406	4831157	0	0	4831157	0.16	4831157	0	4831157	0.16	0	0.00	NA	NA	4831157	
	DIRECTORS		2	520	0	0	520	0.00	520	0	520	0.00	0	0.00	NA	NA	200	
	H U F		4739	3008481	0	0	3008481	0.10	3008481	0	3008481	0.10	0	0.00	NA	NA	3008481	
	I E P F		1	2117434	0	0	2117434	0.07	2117434	0	2117434	0.07	0	0.00	NA	NA	2117434	
	BODIES CORPORATES		1996	27534512	0	0	27534512	0.89	27534512	0	27534512	0.89	0	0.00	NA	NA	27327492	
	NON RESIDENT INDIANS		5034	3961940	0	0	3961940	0.13	3961940	0	3961940	0.13	0	0.00	NA	NA	2591597	
	NRI NON-REPATRIATION		862	610081	0	0	610081	0.02	610081	0	610081	0.02	0	0.00	NA	NA	610081	
	SOCIETIES		8	28960	0	0	28960	0.00	28960	0	28960	0.00	0	0.00	NA	NA	0	
	TRUSTS		49	326953	0	0	326953	0.01	326953	0	326953	0.01	0	0.00	NA	NA	301033	
	Sub Total (B)(3)		360725	159569400	0	0	159569400	5.17	159569400	0	159569400	5.17	0	0.00	NA	NA	145951048	
	Total Public Shareholding (B) = (B)(1)+(B)(2)+(B)(3)		360884	587024010	0	0	587024010	19.04	587024010	0	587024010	19.04	51322131	8.74			573397458	






Table IV - Statement showing shareholding pattern of the Non Promoter - Non Public Shareholder

Category	Category & Name of the Shareholder	PAN	No of Shareholders	No of fully paid up equity shares held	No of Partly paid-up equity shares held	No of Shares Underlying Depository Receipts	Total No of Shares Held (IV+V+VI)	Shareholding as a % of total no of shares (A+B+C2)	Number of Voting Rights held in each class of securities			No of Shares Underlying Outstanding convertible securities (Including	Shareholding as a % assuming full conversion of convertible	Number of Locked In Shares		Number of Shares pledged or otherwise encumbered		Number of equity shares held in dematerialized form	
									No of Voting Rights		Total as a % of (A+B+C)			No.	As a % of total	No.	As a % of total Shares		
									Class X	Class Y	Total								
	(I)	(II)	(III)	(IV)	(V)	(VI)	(VII)	(VIII)	(IX)			(X)	(XI)	(XII)		(XIII)	(XIV)		
(1)	Custodian/DR Holder		0	0	0	0	0	0.00	0	0	0	0.00	0	0.00	0	0.00	NA	NA	0
(2)	Employee Benefit Trust (under SEBI(Share based Employee Benefit) Regu		0	0	0	0	0	0.00	0	0	0	0.00	0	0.00	0	0.00	NA	NA	0
	Total Non-Promoter-Non Public Shareholding (C) = (C)(1)+(C)(2)		0	0	0	0	0	0.00	0	0	0	0.00	0	0.00	0	0.00			0



Details of the shareholders acting as persons in Concert including their Shareholding:			
Name of Shareholder	Name of PAC	No of shares	Holding%
LIC of India and its various schemes	LIC of India and its variou	333722672	10.82
Total:		333722672	10.82



Details of Shares which remain unclaimed may be given hear along with details such as number of shareholders,	
No of Shareholders	No of shares
4807	856554

